



PO.SE
PORTE
SERRAMENTI

GRUPPO
AIP
PORTE NEL TEMPO

SOLOLEGNO - RESET



SPECIFICHE PORTA

Porta in legno con anta tamburata e telaio in listellare rivestiti in essenza, la Collezione RESET è caratterizzata dalla venature del legno intervallate da strisce laccate lisce

ESSENZE DISPONIBILI

FRASSINO

CHIARO - MEDIO - TINTA CILIEGIO - BIANCO PERLATO

FRASSINO SPAZZOLATO

COGNAC - CAFFE' - MOKA - AD OLIO NATURALE

FRASSINO SPAZZOLATO LACCATO

BIANCO - GRIGIO TORTORA - GRIGIO SALVIA

FRASSINO LACCATO

BIANCO - AVORIO - TORTORA - GRIGIO
RAL 9001 - 9002 - 9003 - 9016 - 1013 - 1015

RAL A RICHIESTA

LACCATO EFFETTO SETA

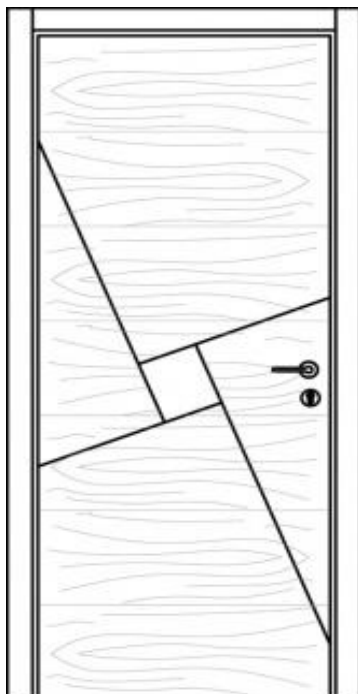


PO.SE

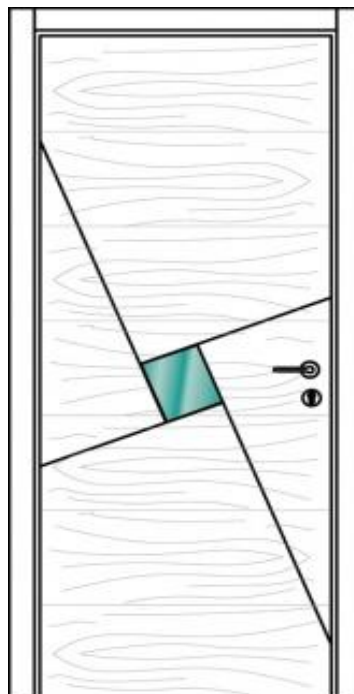
PORTE
SERRAMENTI

GRUPPO
AIP
PORTE NEL TEMPO

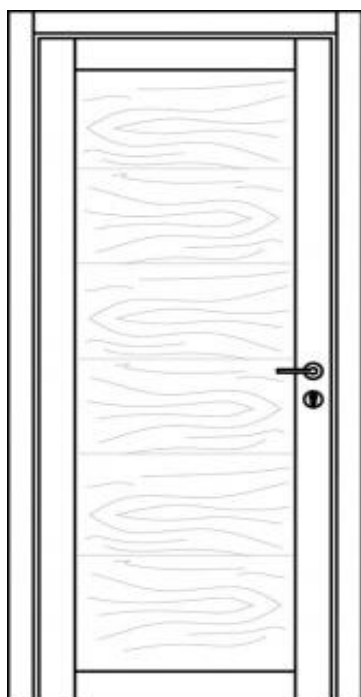
SOLOLEGNO - RESET



RS1-I



RS1-V



RS10



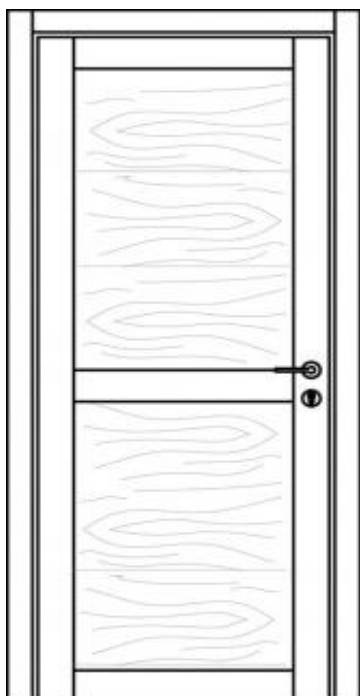
RS10-F



PO.SE

PORTE
SERRAMENTI

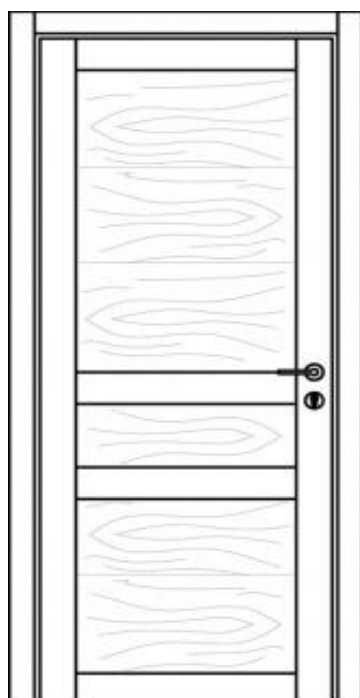
GRUPPO
AIP
PORTE NEL TEMPO



RS11



RS11-F



RS12



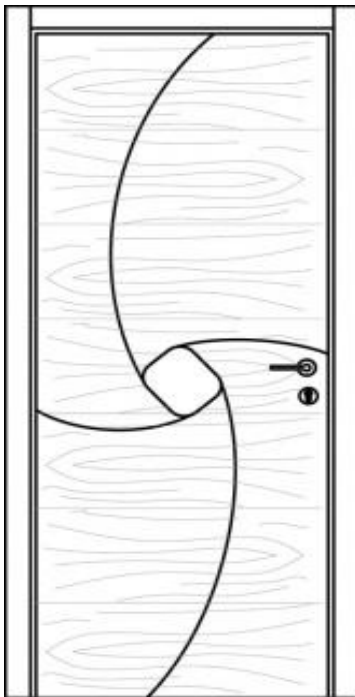
RS12-F



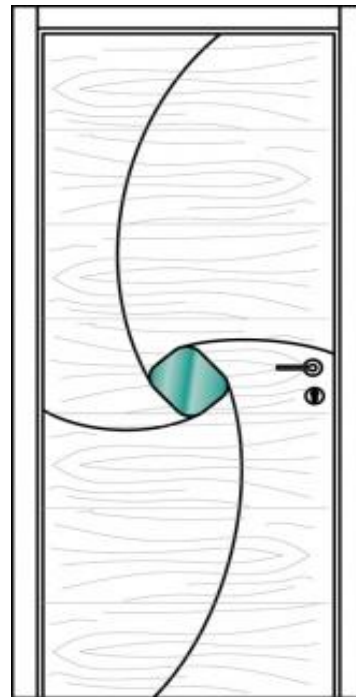
PO.SE

PORTE
SERRAMENTI

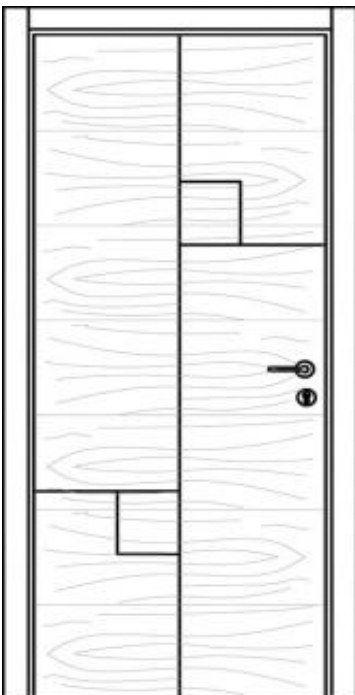
GRUPPO
AIP
PORTE NEL TEMPO



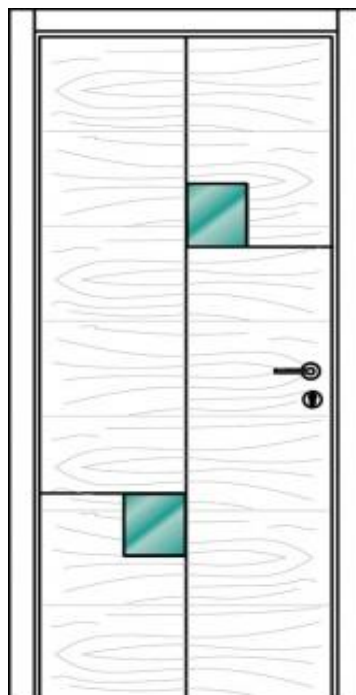
RS2-I



RS2-V



RS3-I



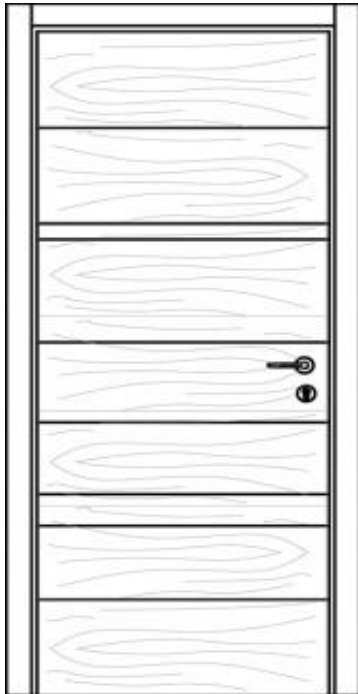
RS3-V



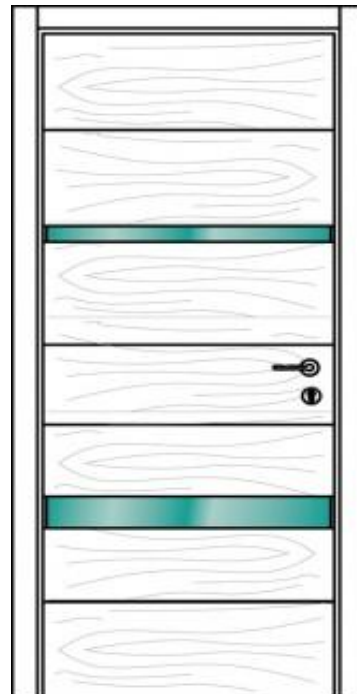
PO.SE

PORTE
SERRAMENTI

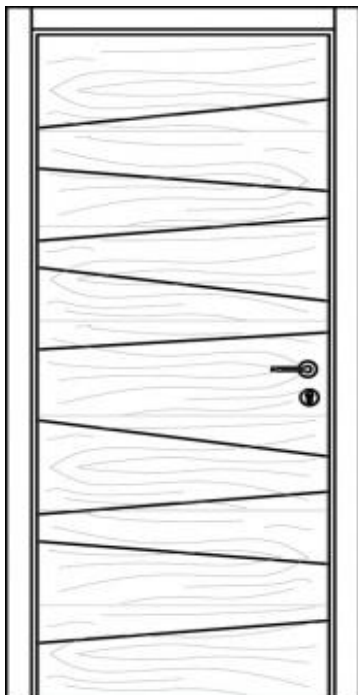
GRUPPO
AIP
PORTE NEL TEMPO



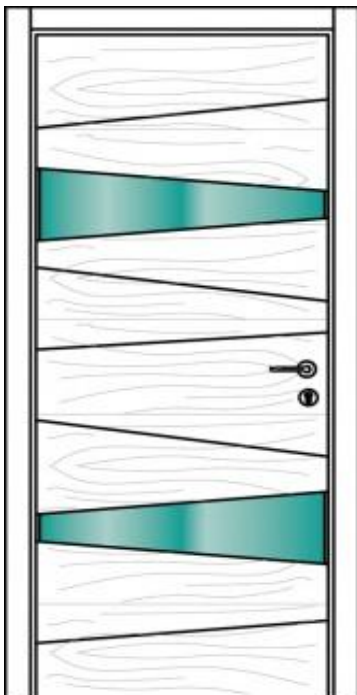
RS4-I



RS4-V



RS5-I



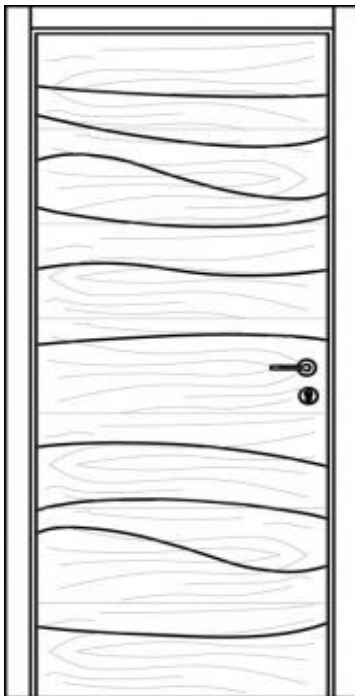
RS5-V



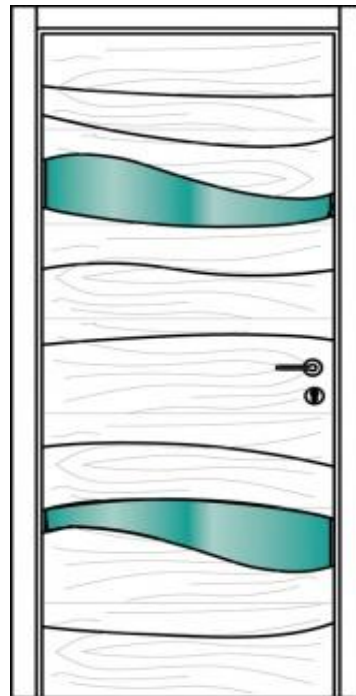
PO.SE

PORTE
SERRAMENTI

GRUPPO
AIP
PORTE NEL TEMPO



RS6-I



RS6-I